

## General Stuff

- Office Hours

T: 12:30 - 1:30, Th: 10 - 11

- Midterm 6 Thursday 4/13 ✖

- Topics include 7.3 - 7.5 (?)

2 problems

30 minutes to take quiz

5 minutes to upload to gradescope

11:15 - 11:25 questions before quiz

11:25 - 11:55 quiz

11:55 - 12:05 uploading

- Lab 10 due tonight!

1. Consider the parametrized surface given by

$$\underline{\Phi}(u, v) = (2v \cos(u), 2v \sin(u), v^2).$$

Find the tangent plane at the point corresponding to  $(u_0, v_0) = (\pi, 2)$ . (Bonus: what is the cartesian equation  $z = f(x, y)$  for this surface?)

Tangent plane eq'n for a parametrized surface

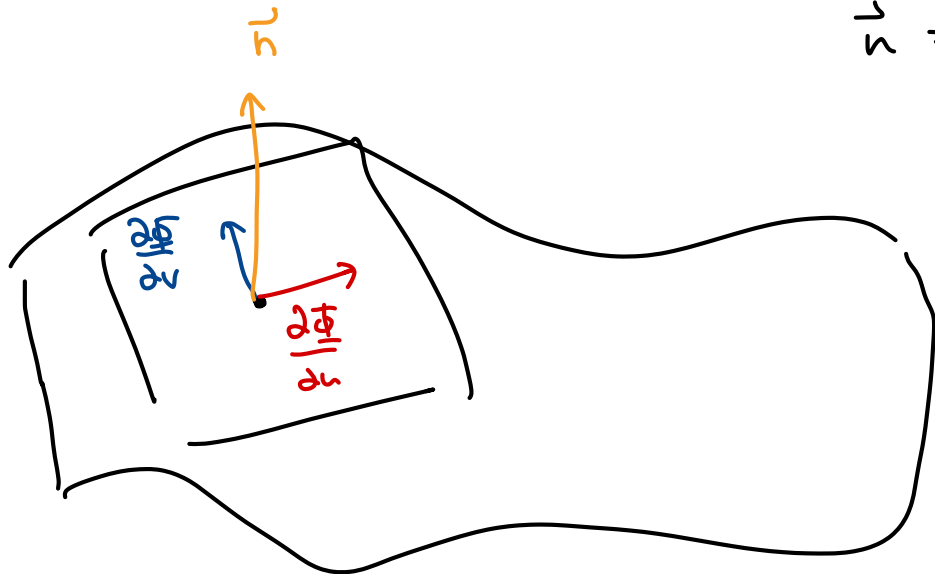
$$\vec{n} \cdot (\vec{x} - \vec{a}) = 0$$

$$\vec{a} = \underline{\Phi}(u_0, v_0). \quad \checkmark$$

$$\left( \frac{\partial \underline{\Phi}}{\partial u} \times \frac{\partial \underline{\Phi}}{\partial v} \right) (u_0, v_0) \cdot (\vec{x} - \underline{\Phi}(u_0, v_0)) = 0$$

$$\vec{x} = (x, y, z)$$

$$\vec{n} = \frac{\partial \underline{\Phi}}{\partial u} \times \frac{\partial \underline{\Phi}}{\partial v} \quad *$$



each direction vectors.

$$\Phi(u, v) = (2v \cos(u), 2v \sin(u), v^2)$$

$$a = \Phi(u_0, v_0) = \Phi(\pi, 2)$$

$$= (2 \cdot 2 \cos(\pi), 2 \cdot 2 \sin(\pi), 2^2)$$

$$\frac{\partial \Phi}{\partial u} = (-2v \sin(u), 2v \cos(u), 0)$$

$$= \underline{(-4, 0, 4)}$$

$$\frac{\partial \Phi}{\partial v} = (2 \cos(u), 2 \sin(u), 2v)$$

direction vectors for tangent plane at  $(u, v)$

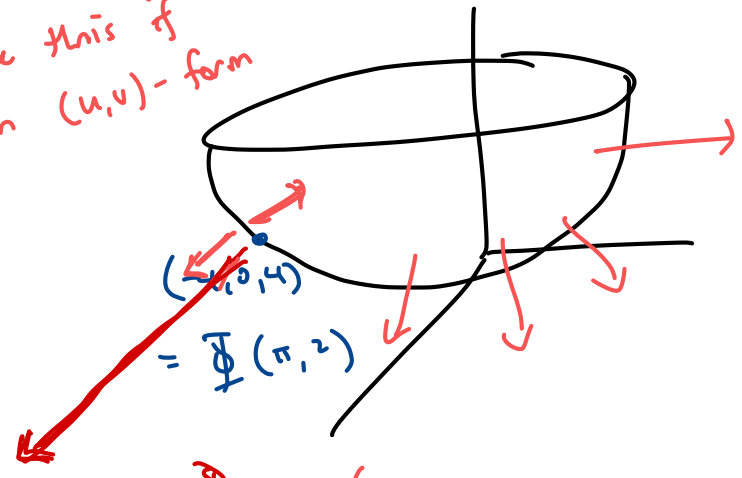
$\vec{n}(u, v)$  = normal vector to the surface  $\Phi$  at  $(u, v)$

$$= \frac{\partial \Phi}{\partial u} \times \frac{\partial \Phi}{\partial v} = \begin{vmatrix} \hat{i} & \hat{j} & \hat{k} \\ -2v \sin(u) & 2v \cos(u) & 0 \\ 2 \cos(u) & 2 \sin(u) & 2v \end{vmatrix}$$

$$= \left( 4v^2 \cos(u), 4v^2 \sin(u), -4v \sin^2(u) - 4v \cos^2(u) \right)$$

$$= 4 \left( v^2 \cos(u), v^2 \sin(u), -v \right)$$

\* keep  $v$  like this if in  $(u,v)$ -form



The base point is  $(u_0, v_0) = (\pi, 2)$

$$n(\pi, 2) = 4 \left( 2^2 \cos(\pi), 2^2 \sin(\pi), -2 \right)$$

$$= 4(-4, 0, -2) = (-16, 0, -8) \longrightarrow \underline{(-2, 0, -4)} \text{ or } \underline{(2, 0, 4)}$$

only w/ numbers!

$$\vec{n} \cdot (\vec{x} - \vec{a}) = 0 \quad (-16, 0, -8) \cdot ((x, y, z) - (-4, 0, 4)) = 0$$

$$-16(x+4) + -8(z-4) = 0$$

$$-2x - z = 4$$

$$-2(x+4) - (z-4) = 0$$

$$\underline{2x + z = -4}$$

$$\frac{d\Phi}{du} = (-2v \sin(u), 2v \cos(u), 0)$$

$$\frac{d\Phi}{du}(\pi, 2) = (0, -4, 0)$$

$$\frac{d\Phi}{dv} = (2 \cos(u), 2 \sin(u), 2v)$$

$$\frac{d\Phi}{dv}(\pi, 2) = (-2, 0, 4)$$

$$h = \begin{array}{c|ccc} & i & j & k \\ \hline & 0 & 4 & 0 \\ \hline & 2 & 0 & 4 \end{array} = (-16, 2, -8) \quad @ (\pi, 2) \text{ specifically}$$

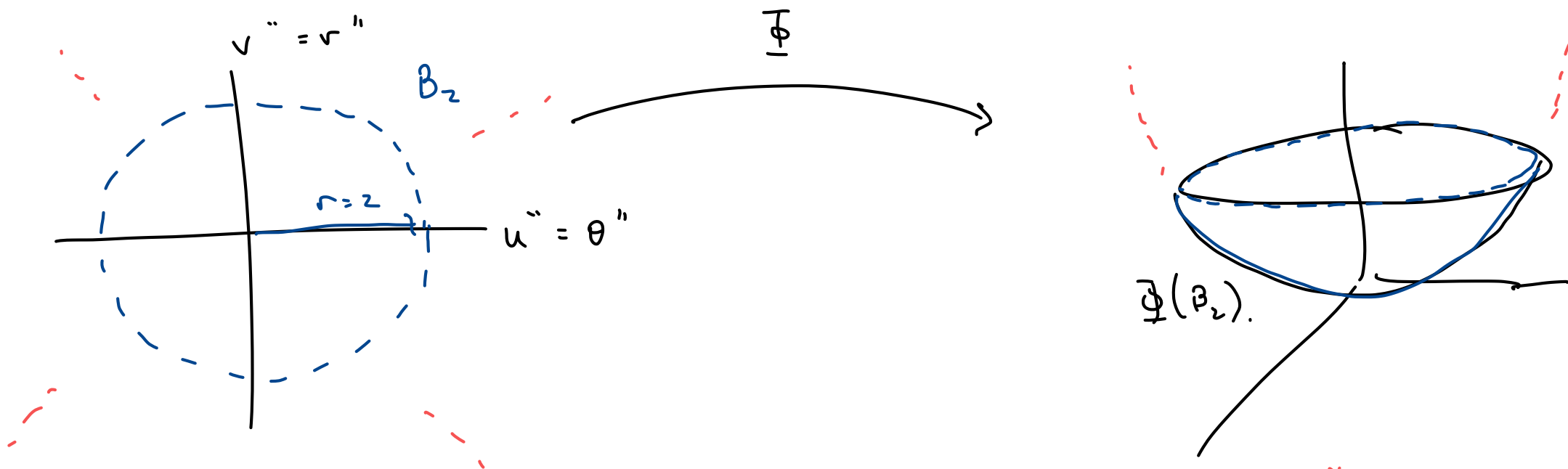
Bonus:  $z = \frac{1}{2}(x^2 + y^2)$

2. Let  $S$  be the same surface as before

$$\Phi(u, v) = (2\underline{v} \cos(\underline{u}), 2v \sin(u), v^2)$$

*the thing inside is right*

and let  $B_2$  be the ball of radius  $r = 2$  in the  $uv$ -plane. Find the area of the surface  $\Phi(B_2)$ .



$$\text{Area of surface} = \iint_{\Phi(B_2)} 1 \, dS = \iint_{B_2} 1 \, \left\| \frac{\partial \Phi}{\partial u} \times \frac{\partial \Phi}{\partial v} \right\| \, du \, dv$$

\*  
=  $\det J$   
= area of  $du \, dv$

$$\frac{\partial \vec{r}}{\partial u} \times \frac{\partial \vec{r}}{\partial v} = 4 \left( v^2 \cos(u), v^2 \sin(u), -v \right)$$

$$\left\| \frac{\partial \vec{r}}{\partial u} \times \frac{\partial \vec{r}}{\partial v} \right\| = \sqrt{16 \left( v^4 \cos^2 u + v^4 \sin^2 u + v^2 \right)}$$

$$= 4 \sqrt{v^4 (\cos^2(u) + \sin^2(u)) + v^2}$$

$$= 4 \sqrt{v^4 + v^2} = 4v \sqrt{v^2 + 1} = \text{magnitude of } \vec{r} \text{ at } (u, v)$$

$$\text{Area} = \iint_{\Phi(B_2)} \pm dS = \iint_{B_2} \left\| \frac{\partial \vec{r}}{\partial u} \times \frac{\partial \vec{r}}{\partial v} \right\| du dv$$

$$= \iint_{B_2} 4v \sqrt{v^2 + 1} du dv$$

$$u = \theta$$

$$v = r$$

$$B_2 = \left\{ (u, v) \mid \begin{array}{l} 0 \leq u \leq 2\pi \\ 0 \leq v \leq 2 \end{array} \right.$$

$$= \left\{ \begin{array}{ll} r & 0 \rightarrow 2 \\ \theta & 0 \rightarrow 2\pi \\ v & 0 \rightarrow 2\pi \\ u & 0 \rightarrow 2 \end{array} \right.$$

$$= \int_0^{2\pi} \int_0^2 4v \sqrt{v^2+1} \, dv \, du = 2\pi \int_0^2 4v \sqrt{v^2+1} \, dv$$

$$\alpha = v^2+1$$

$$d\alpha = 2v \, dv \Rightarrow 4v \, dv = 2 \, d\alpha$$

$$= 2\pi \int \sqrt{\alpha} \, 2 \, d\alpha = 2\pi \left( 2\alpha^{3/2} \right)$$

$$= 2\pi \left( 2(v^2+1)^{3/2} \right)_0^2 = 2\pi \left( 2 \cdot 5^{3/2} - 2 \cdot 1^{3/2} \right)$$

$$= 2\pi \left( 2\sqrt{125} - 2 \right) = 4\pi \left( \sqrt{125} - 1 \right)$$



3. Compute the scalar surface integral

$$\iint_{\Phi(B_2)} \sqrt{z+1} dS$$

using the surface from before.

$$f(x,y,z) = \sqrt{z+1} \quad \Phi(u,v) = (2v \cos(u), 2v \sin(u), v^2)$$

$$f(\Phi(u,v)) = \sqrt{v^2+1}$$

$$\iint_{\Phi(B_2)} \sqrt{z+1} dS = \iint_{B_2} f(\Phi(u,v)) \underbrace{\left\| \frac{\partial \Phi}{\partial u} \times \frac{\partial \Phi}{\partial v} \right\|}_{\text{as in \#2.}} du dv$$

$$= \int_0^{2\pi} \int_0^2 \sqrt{v^2+1} \cdot 4v \sqrt{v^2+1} du dv = 2\pi \int_0^2 4v(v^2+1) dv$$

$$= 2\pi \int_0^2 (4v^3 + 4v) dv = 2\pi \left( v^4 + 2v^2 \right)_0^2 = 2\pi (16 + 8) = 48\pi$$

4. Let  $A$  be the surface of the graph  $z = x^2 - y^2$  over the unit box  $[-1, 1] \times [-1, 1]$ . Compute the integral

$$\iint_A \sqrt{x^2 + y^2 + 1/4} dS.$$

Either: if you're integrating over a graph

$$\left\| \frac{\partial \Phi}{\partial x} \times \frac{\partial \Phi}{\partial y} \right\| = \sqrt{\left(\frac{\partial z}{\partial x}\right)^2 + \left(\frac{\partial z}{\partial y}\right)^2 + 1} = \sqrt{4x^2 + 4y^2 + 1}$$

or  $\Phi(x, y) = (x, y, x^2 - y^2) \quad \begin{matrix} -1 \leq x \leq 1 \\ -1 \leq y \leq 1 \end{matrix}$

$$\left\{ \begin{array}{l} \frac{\partial \Phi}{\partial x} = (1, 0, 2x) \\ \frac{\partial \Phi}{\partial y} = (0, 1, -2y) \end{array} \right. \rightarrow \frac{\partial \Phi}{\partial x} \times \frac{\partial \Phi}{\partial y} = (2x, -2y, -1) = \nabla(x^2 - y^2 - z)$$

$$n = \left\| (2x, -2y, -1) \right\| = \sqrt{4x^2 + 4y^2 + 1} \quad *$$

# Scalar surface integral!

$$\iint_S f(x, y, z) \, dS = \iint_D f(\underline{\Phi}(u, v)) \underbrace{\left\| \frac{\partial \underline{\Phi}}{\partial u} \times \frac{\partial \underline{\Phi}}{\partial v} \right\|}_{\|c'(t)\|} \, du \, dv$$

$$f = \sqrt{x^2 + y^2 + \frac{1}{4}} \quad \underline{\Phi}(x, y) = (x, y, x^2 - y^2)$$

$$* f(\underline{\Phi}(x, y)) = \sqrt{x^2 + y^2 + \frac{1}{4}}$$

$$\iint_A \sqrt{x^2 + y^2 + \frac{1}{4}} \, dS = \int_{-1}^1 \int_{-1}^1 \sqrt{x^2 + y^2 + \frac{1}{4}} \sqrt{4x^2 + 4y^2 + 1} \, dx \, dy$$

$$= \int_{-1}^1 \int_{-1}^1 \sqrt{x^2 + y^2 + \frac{1}{4}} \cdot 2 \sqrt{x^2 + y^2 + \frac{1}{4}} \, dx \, dy$$

$$= 2 \int_{-1}^1 \int_{-1}^1 x^2 + y^2 + \frac{1}{4} dx dy$$

$$= 2 \int_{-1}^1 \int_{-1}^1 x^2 + y^2 dx dy + 2 \int_{-1}^1 \int_{-1}^1 \frac{1}{4} dA$$

$$\begin{aligned} & 2 \cdot \frac{1}{4} \cdot \text{Area} \\ &= 2 \cdot \frac{1}{4} \cdot 2 \cdot 2 \\ &= 2 \end{aligned}$$

$$= 2 \int_{-1}^1 \left( \frac{1}{3} x^3 + x y^2 \right) \Big|_{-1}^1 dy$$

$$= 2 \int_{-1}^1 \left( \frac{1}{3} + y^2 \right) - \left( -\frac{1}{3} - y^2 \right) dy$$

$$= 2 \int_{-1}^1 \frac{2}{3} + 2y^2 dy$$

$$= 4 \int_{-1}^1 \frac{1}{3} + y^2 dy = 4 \left( \frac{1}{3} y + \frac{1}{3} y^3 \right) \Big|_{-1}^1$$

$$= 8 \left( \frac{1}{3} + \frac{1}{3} \right) + 2$$

$$= \frac{16}{3} + 2 = \boxed{\frac{22}{3}}$$